

Health New Lynn

PHO and Facilitator: Procare, Nicki Brentnall, Vikas Sethi

Team members: Dr Marcus Bishop, Anne Beresford, Katie Plank, Ann Davis

The Team



Organisational “Buy - In”

Aim:

- To ensure all COPD patients are managed using Best Practice Guidelines.
- To understand the current management of COPD by GP’s within the practice.
- To slow the progression of COPD by achieving optimal lung function and improved lifestyle
- To reduce morbidity in patients

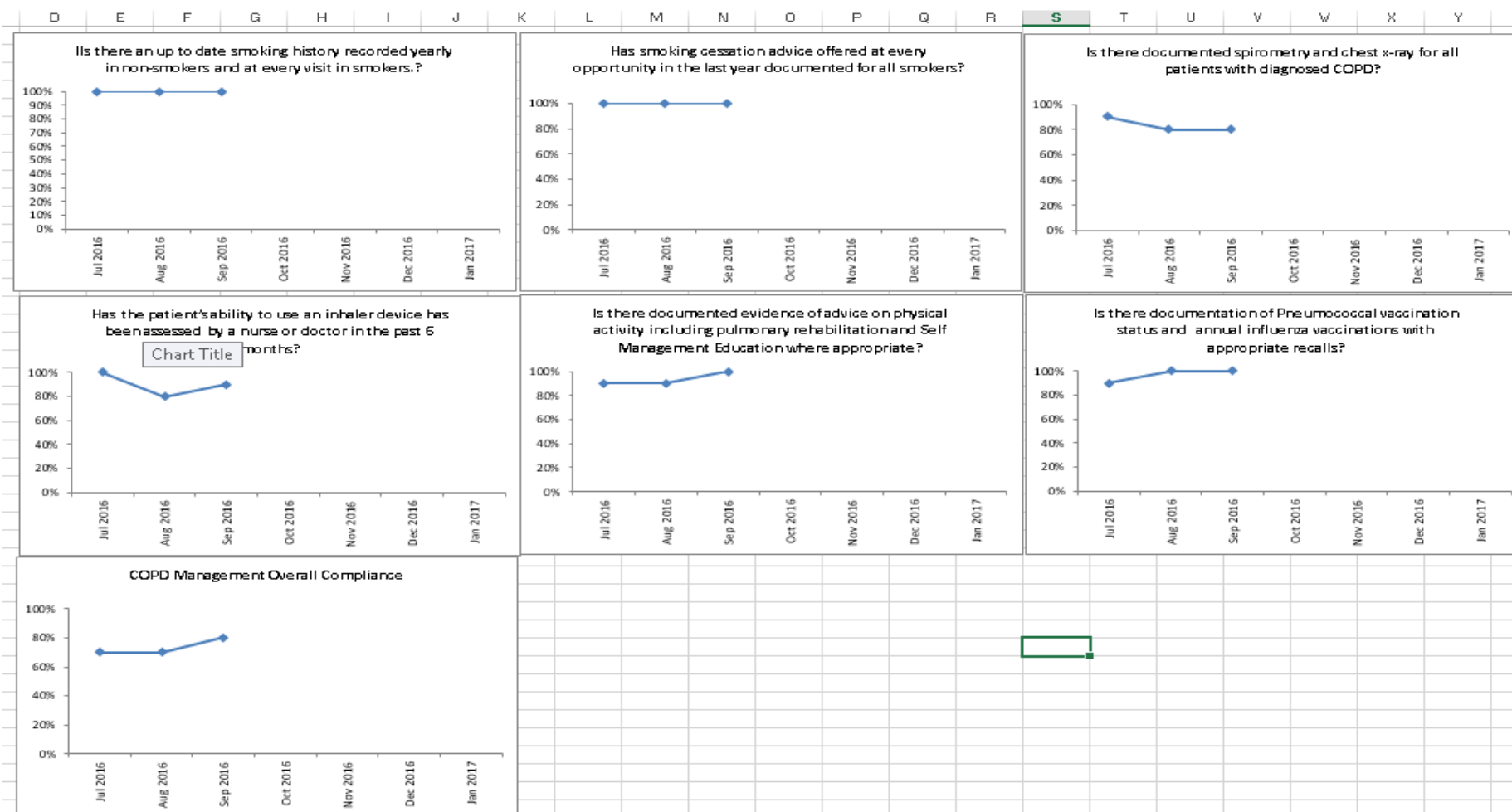
Buy-in

The project has been discussed at GP and Nurse meetings to ensure both teams are aware of the aim and goals. This has been supported by the Clinical Director and Board.

What Process have been introduced?

	Process	Outcome
1	Query developed from PMS on high needs patients (M,P,Q5) aged >45 who are ex-smokers or current smokers on no inhalers	225 patients identified <ul style="list-style-type: none"> • Sent 74 emails • 17 patients have responded
2	Monthly meeting by the team to discuss progress	To provide ideas on the types of queries needed to ensure we target all the eligible patients

Measures Summary Oct 2016



Patient Story

Patient Mr X European aged 58 ex-smoker

Mr X recently transferred to our practice

Saw our spirometry clinic sign outside.

Came and made an appointment

Mr X was seen by our Spirometry nurse.

He mentioned he had been trying to keep fit but found himself breathless

Results found his Lung function was reduced to 20%

Gender Male Height 180 cm
Ethnicity Caucasian Weight 74 kg BMI 22.8

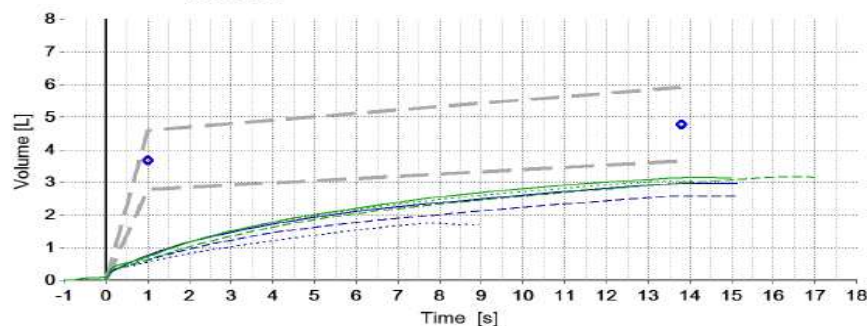
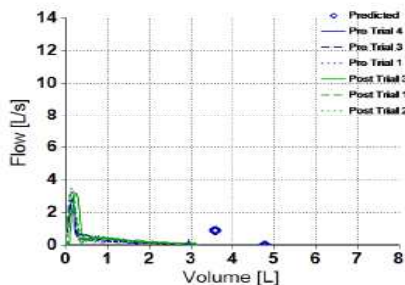
FVC (ex only)

Your FEV1 / Predicted: 20%

Test Date 3/10/2016 11:17:39 a.m. Interpretation GOLD(2008)/Hardie Value Selection Best Value
Post Time 3/10/2016 11:48:48 a.m. Predicted Quanjer 2012 BTPS (IN/EX) 1.12/1.02

Parameter	Pre							Post					%Pred	%Chg
	Pred	LLN	Best	Trial 4	Trial 3	Trial 1	%Pred	Best	Trial 3	Trial 1	Trial 2			
FVC [L]	4.77	3.64	2.97*	2.97*	2.57*	1.74*	62	3.16*	3.14*	3.16*	3.04*	66	7	
FEV1 [L]	3.68	2.77	0.75*	0.75*	0.61*	0.54*	20	0.72*	0.72*	0.62*	0.70*	20	-5	
FEV1/FVC	0.772	0.652	0.253*	0.253*	0.237*	0.311*	33	0.227*	0.228*	0.196*	0.229*	29	-10	
FEF25-75% [L/s]	3.03	1.48	0.25*	0.25*	0.20*	0.22*	8	0.27*	0.27*	0.23*	0.27*	9	9	
PEF [L/s]	-	-	3.34	2.78	2.86	3.34	-	3.57	3.24	3.24	3.57	-	7	
FET [s]	-	-	13.8	13.8	13.9	7.8	-	14.1	14.1	16.3	13.5	-	2	
Session Quality	Pre	D - Result not repeatable (FEV1 Var=0.14L (18.9%); FVC Var=0.40L (13.4%))												
	Post	A (FEV1 Var=0.02L (2.9%); FVC Var=0.02L (0.5%))												
System Interpretation	Pre	Very Severe Obstruction												
	Post	Very Severe Obstruction												

Caution: Poor session quality. Interpret with care
* Indicates value outside normal range or significant post change.



Health New Lynn

PHO and Facilitator: Procare, Nicki Brentnall, Vikas Sethi

Team members: Dr Marcus Bishop, Anne Beresford, Katie Plank, Ann Davis

The Team



Organisational “Buy - In”

Aim:

- To ensure all COPD patients are managed using Best Practice Guidelines.
- To understand the current management of COPD by GP’s within the practice.
- To slow the progression of COPD by achieving optimal lung function and improved lifestyle
- To reduce morbidity in patients

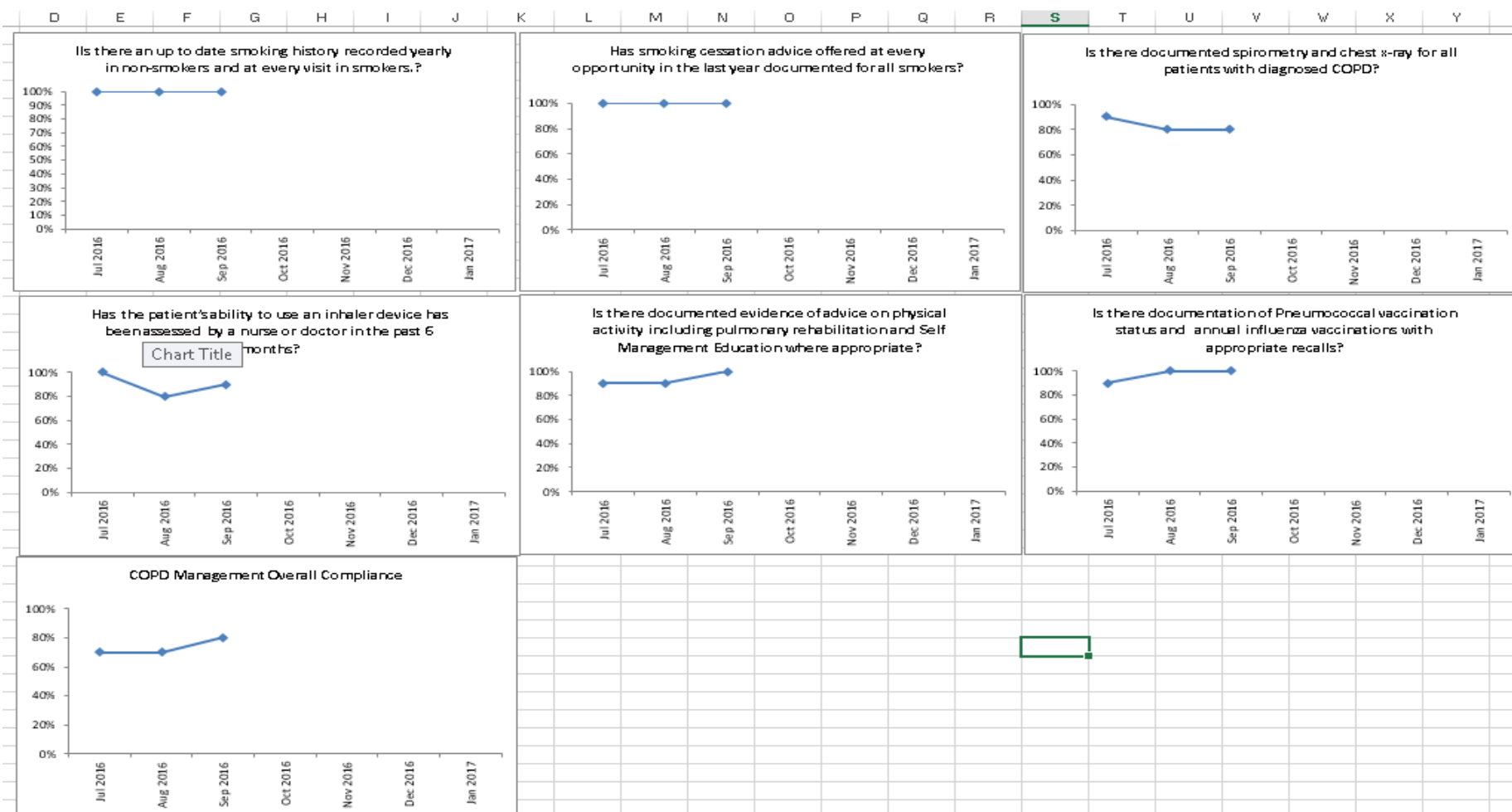
Buy-in

The project has been discussed at GP and Nurse meetings to ensure both teams are aware of the aim and goals. This has been supported by the Clinical Director and Board.

What Process have been introduced?

	Process	Outcome
1	Query developed from PMS on high needs patients (M,P,Q5) aged >45 who are ex-smokers or current smokers on no inhalers	225 patients identified <ul style="list-style-type: none"> • Sent 74 emails • 17 patients have responded
2	Monthly meeting by the team to discuss progress	To provide ideas on the types of queries needed to ensure we target all the eligible patients

Measures Summary Oct 2016



Patient Story

Patient Mr X European aged 58 ex-smoker

Mr X recently transferred to our practice

Saw our spirometry clinic sign outside.

Came and made an appointment

Mr X was seen by our Spirometry nurse.

He mentioned he had been trying to keep fit but found himself breathless

Results found his Lung function was reduced to 20%

Gender Male Height 180 cm
Ethnicity Caucasian Weight 74 kg BMI 22.8

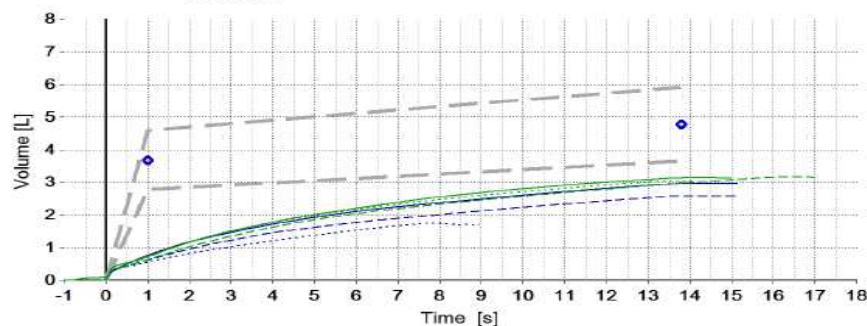
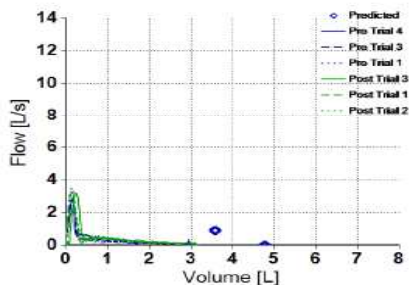
FVC (ex only)

Your FEV1 / Predicted: 20%

Test Date 3/10/2016 11:17:39 a.m. Interpretation GOLD(2008)/Hardie Value Selection Best Value
Post Time 3/10/2016 11:48:48 a.m. Predicted Quanjer 2012 BTPS (IN/EX) 1.12/1.02

Parameter	Pre							Post					%Pred	%Chg
	Pred	LLN	Best	Trial 4	Trial 3	Trial 1	%Pred	Best	Trial 3	Trial 1	Trial 2			
FVC [L]	4.77	3.64	2.97*	2.97*	2.57*	1.74*	62	3.16*	3.14*	3.16*	3.04*	66	7	
FEV1 [L]	3.68	2.77	0.75*	0.75*	0.61*	0.54*	20	0.72*	0.72*	0.62*	0.70*	20	-5	
FEV1/FVC	0.772	0.652	0.253*	0.253*	0.237*	0.311*	33	0.227*	0.228*	0.196*	0.229*	29	-10	
FEF25-75% [L/s]	3.03	1.48	0.25*	0.25*	0.20*	0.22*	8	0.27*	0.27*	0.23*	0.27*	9	9	
PEF [L/s]	-	-	3.34	2.78	2.86	3.34	-	3.57	3.24	3.24	3.57	-	7	
FET [s]	-	-	13.8	13.8	13.9	7.8	-	14.1	14.1	16.3	13.5	-	2	
Session Quality	Pre	D - Result not repeatable (FEV1 Var=0.14L (18.9%); FVC Var=0.40L (13.4%))												
	Post	A (FEV1 Var=0.02L (2.9%); FVC Var=0.02L (0.5%))												
System Interpretation	Pre	Very Severe Obstruction												
	Post	Very Severe Obstruction												

Caution: Poor session quality. Interpret with care
* Indicates value outside normal range or significant post change.



Health New Lynn

PHO and Facilitator: Procure, Nicki Brentnall, Vikas Sethi

Team members: Dr Marcus Bishop, Anne Beresford, Katie Plank, Ann Davis

The Team



Organisational “Buy - In”

Aim:

- To ensure all COPD patients are managed using Best Practice Guidelines.
- To understand the current management of COPD by GP’s within the practice.
- To slow the progression of COPD by achieving optimal lung function and improved lifestyle
- To reduce morbidity in patients

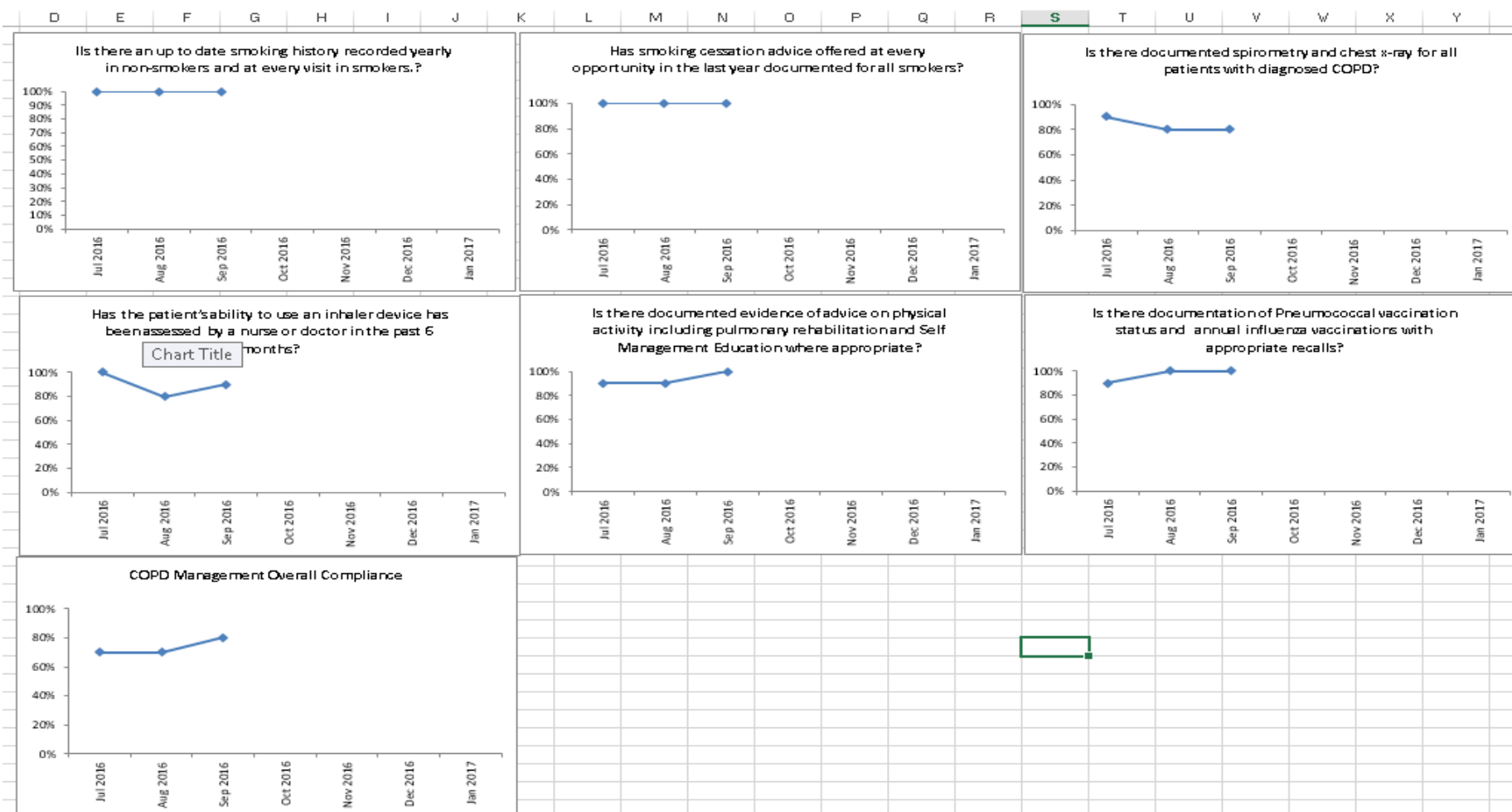
Buy-in

The project has been discussed at GP and Nurse meetings to ensure both teams are aware of the aim and goals. This has been supported by the Clinical Director and Board.

What Process have been introduced?

	Process	Outcome
1	Query developed from PMS on high needs patients (M,P,Q5) aged >45 who are ex-smokers or current smokers on no inhalers	225 patients identified <ul style="list-style-type: none"> • Sent 74 emails • 17 patients have responded
2	Monthly meeting by the team to discuss progress	To provide ideas on the types of queries needed to ensure we target all the eligible patients

Measures Summary Oct 2016



Patient Story

Patient Mr X European aged 58 ex-smoker

Mr X recently transferred to our practice

Saw our spirometry clinic sign outside.

Came and made an appointment

Mr X was seen by our Spirometry nurse.

He mentioned he had been trying to keep fit but found himself breathless

Results found his Lung function was reduced to 20%

Gender Male Height 180 cm
Ethnicity Caucasian Weight 74 kg BMI 22.8

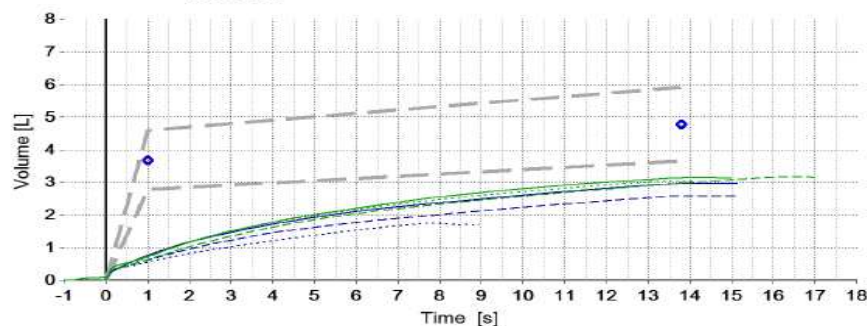
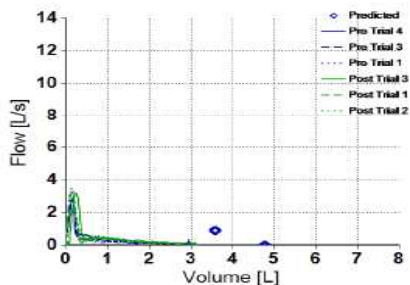
FVC (ex only)

Your FEV1 / Predicted: 20%

Test Date 3/10/2016 11:17:39 a.m. Interpretation GOLD(2008)/Hardie Value Selection Best Value
Post Time 3/10/2016 11:48:48 a.m. Predicted Quanjer 2012 BTPS (IN/EX) 1.12/1.02

Parameter	Pre							Post					%Pred	%Chg
	Pred	LLN	Best	Trial 4	Trial 3	Trial 1	%Pred	Best	Trial 3	Trial 1	Trial 2			
FVC [L]	4.77	3.64	2.97*	2.97*	2.57*	1.74*	62	3.16*	3.14*	3.16*	3.04*	66	7	
FEV1 [L]	3.68	2.77	0.75*	0.75*	0.61*	0.54*	20	0.72*	0.72*	0.62*	0.70*	20	-5	
FEV1/FVC	0.772	0.652	0.253*	0.253*	0.237*	0.311*	33	0.227*	0.228*	0.196*	0.229*	29	-10	
FEF25-75% [L/s]	3.03	1.48	0.25*	0.25*	0.20*	0.22*	8	0.27*	0.27*	0.23*	0.27*	9	9	
PEF [L/s]	-	-	3.34	2.78	2.86	3.34	-	3.57	3.24	3.24	3.57	-	7	
FET [s]	-	-	13.8	13.8	13.9	7.8	-	14.1	14.1	16.3	13.5	-	2	
Session Quality	Pre	D - Result not repeatable (FEV1 Var=0.14L (18.9%); FVC Var=0.40L (13.4%))												
	Post	A (FEV1 Var=0.02L (2.9%); FVC Var=0.02L (0.5%))												
System Interpretation	Pre	Very Severe Obstruction												
	Post	Very Severe Obstruction												

Caution: Poor session quality. Interpret with care
* Indicates value outside normal range or significant post change.



Health New Lynn

PHO and Facilitator: Procure, Nicki Brentnall, Vikas Sethi

Team members: Dr Marcus Bishop, Anne Beresford, Katie Plank, Ann Davis

The Team



Organisational “Buy - In”

Aim:

- To ensure all COPD patients are managed using Best Practice Guidelines.
- To understand the current management of COPD by GP’s within the practice.
- To slow the progression of COPD by achieving optimal lung function and improved lifestyle
- To reduce morbidity in patients

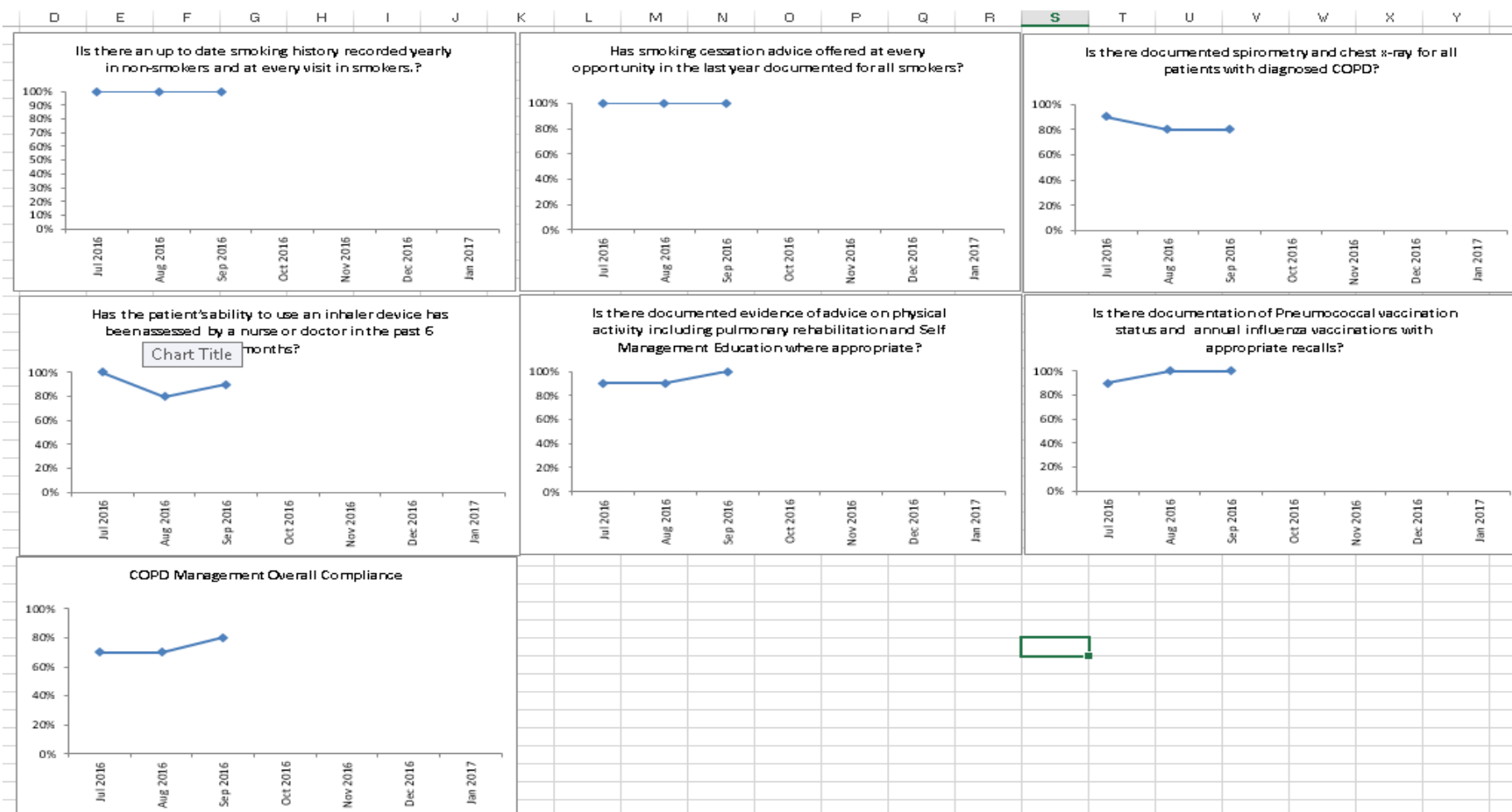
Buy-in

The project has been discussed at GP and Nurse meetings to ensure both teams are aware of the aim and goals. This has been supported by the Clinical Director and Board.

What Process have been introduced?

	Process	Outcome
1	Query developed from PMS on high needs patients (M,P,Q5) aged >45 who are ex-smokers or current smokers on no inhalers	225 patients identified <ul style="list-style-type: none"> • Sent 74 emails • 17 patients have responded
2	Monthly meeting by the team to discuss progress	To provide ideas on the types of queries needed to ensure we target all the eligible patients

Measures Summary Oct 2016



Patient Story

Patient Mr X European aged 58 ex-smoker

Mr X recently transferred to our practice

Saw our spirometry clinic sign outside.

Came and made an appointment

Mr X was seen by our Spirometry nurse.

He mentioned he had been trying to keep fit but found himself breathless

Results found his Lung function was reduced to 20%

Gender Male Height 180 cm
Ethnicity Caucasian Weight 74 kg BMI 22.8

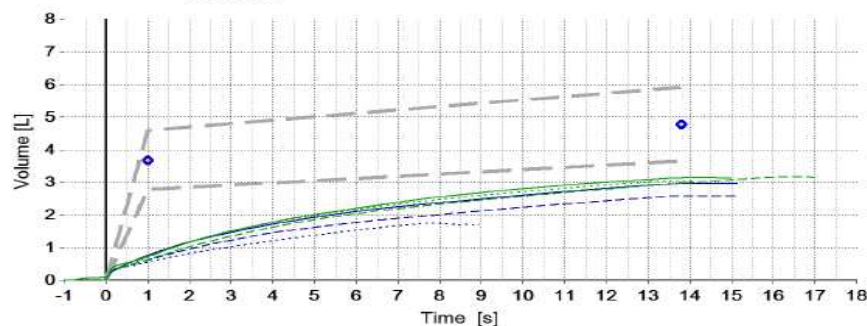
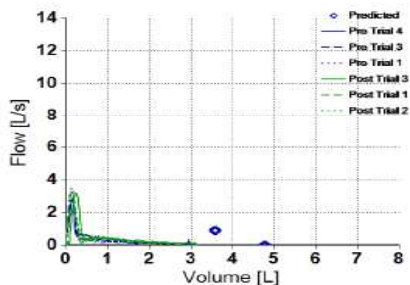
FVC (ex only)

Your FEV1 / Predicted: 20%

Test Date 3/10/2016 11:17:39 a.m. Interpretation GOLD(2008)/Hardie Value Selection Best Value
Post Time 3/10/2016 11:48:48 a.m. Predicted Quanjer 2012 BTPS (IN/EX) 1.12/1.02

Parameter	Pre							Post					%Pred	%Chg
	Pred	LLN	Best	Trial 4	Trial 3	Trial 1	%Pred	Best	Trial 3	Trial 1	Trial 2			
FVC [L]	4.77	3.64	2.97*	2.97*	2.57*	1.74*	62	3.16*	3.14*	3.16*	3.04*	66	7	
FEV1 [L]	3.68	2.77	0.75*	0.75*	0.61*	0.54*	20	0.72*	0.72*	0.62*	0.70*	20	-5	
FEV1/FVC	0.772	0.652	0.253*	0.253*	0.237*	0.311*	33	0.227*	0.228*	0.196*	0.229*	29	-10	
FEF25-75% [L/s]	3.03	1.48	0.25*	0.25*	0.20*	0.22*	8	0.27*	0.27*	0.23*	0.27*	9	9	
PEF [L/s]	-	-	3.34	2.78	2.86	3.34	-	3.57	3.24	3.24	3.57	-	7	
FET [s]	-	-	13.8	13.8	13.9	7.8	-	14.1	14.1	16.3	13.5	-	2	
Session Quality	Pre	D - Result not repeatable (FEV1 Var=0.14L (18.9%); FVC Var=0.40L (13.4%))												
	Post	A (FEV1 Var=0.02L (2.9%); FVC Var=0.02L (0.5%))												
System Interpretation	Pre	Very Severe Obstruction												
	Post	Very Severe Obstruction												

Caution: Poor session quality. Interpret with care
* Indicates value outside normal range or significant post change.



Health New Lynn

PHO and Facilitator: Procure, Nicki Brentnall, Vikas Sethi

Team members: Dr Marcus Bishop, Anne Beresford, Katie Plank, Ann Davis

The Team



Organisational “Buy - In”

Aim:

- To ensure all COPD patients are managed using Best Practice Guidelines.
- To understand the current management of COPD by GP’s within the practice.
- To slow the progression of COPD by achieving optimal lung function and improved lifestyle
- To reduce morbidity in patients

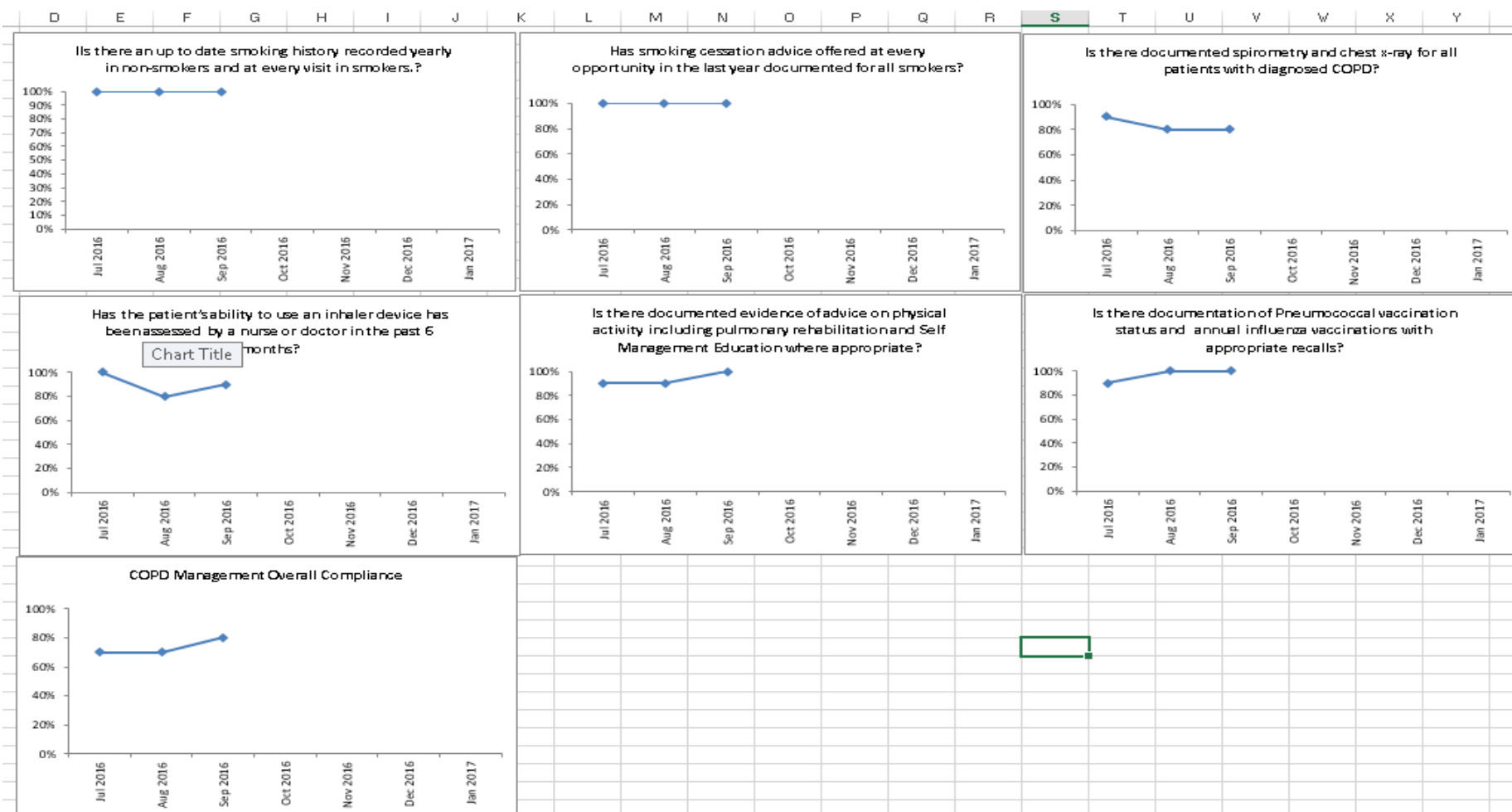
Buy-in

The project has been discussed at GP and Nurse meetings to ensure both teams are aware of the aim and goals. This has been supported by the Clinical Director and Board.

What Process have been introduced?

	Process	Outcome
1	Query developed from PMS on high needs patients (M,P,Q5) aged >45 who are ex-smokers or current smokers on no inhalers	225 patients identified <ul style="list-style-type: none"> • Sent 74 emails • 17 patients have responded
2	Monthly meeting by the team to discuss progress	To provide ideas on the types of queries needed to ensure we target all the eligible patients

Measures Summary Oct 2016



Patient Story

Patient Mr X European aged 58 ex-smoker

Mr X recently transferred to our practice

Saw our spirometry clinic sign outside.

Came and made an appointment

Mr X was seen by our Spirometry nurse.

He mentioned he had been trying to keep fit but found himself breathless

Results found his Lung function was reduced to 20%

Gender Male Height 180 cm
Ethnicity Caucasian Weight 74 kg BMI 22.8

FVC (ex only)

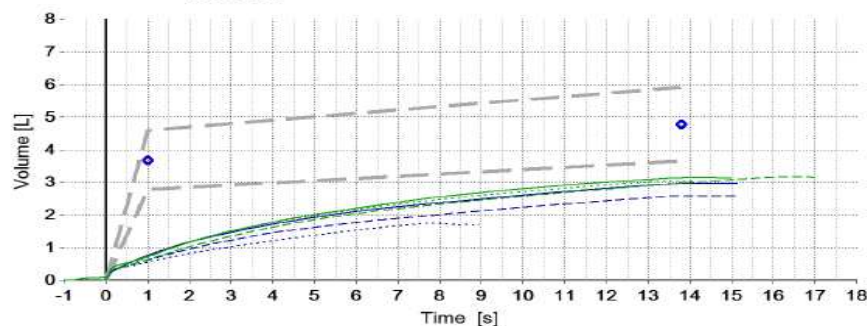
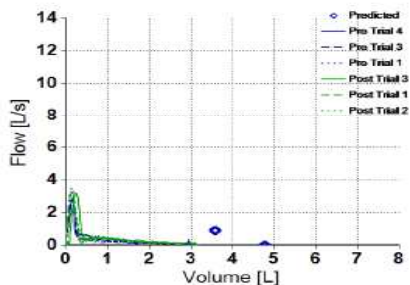
Your FEV1 / Predicted: 20%

Test Date 3/10/2016 11:17:39 a.m. Interpretation GOLD(2008)/Hardie Value Selection Best Value
Post Time 3/10/2016 11:48:48 a.m. Predicted Quanjer 2012 BTPS (IN/EX) 1.12/1.02

Parameter	Pre							Post					%Pred	%Chg
	Pred	LLN	Best	Trial 4	Trial 3	Trial 1	%Pred	Best	Trial 3	Trial 1	Trial 2			
FVC [L]	4.77	3.64	2.97*	2.97*	2.57*	1.74*	62	3.16*	3.14*	3.16*	3.04*	66	7	
FEV1 [L]	3.68	2.77	0.75*	0.75*	0.61*	0.54*	20	0.72*	0.72*	0.62*	0.70*	20	-5	
FEV1/FVC	0.772	0.652	0.253*	0.253*	0.237*	0.311*	33	0.227*	0.228*	0.196*	0.229*	29	-10	
FEF25-75% [L/s]	3.03	1.48	0.25*	0.25*	0.20*	0.22*	8	0.27*	0.27*	0.23*	0.27*	9	9	
PEF [L/s]	-	-	3.34	2.78	2.86	3.34	-	3.57	3.24	3.24	3.57	-	7	
FET [s]	-	-	13.8	13.8	13.9	7.8	-	14.1	14.1	16.3	13.5	-	2	
Session Quality	Pre	D - Result not repeatable (FEV1 Var=0.14L (18.9%); FVC Var=0.40L (13.4%))												
	Post	A (FEV1 Var=0.02L (2.9%); FVC Var=0.02L (0.5%))												
System Interpretation	Pre	Very Severe Obstruction												
	Post	Very Severe Obstruction												

Caution: Poor session quality. Interpret with care

* Indicates value outside normal range or significant post change.



Health New Lynn

PHO and Facilitator: Procare, Nicki Brentnall, Vikas Sethi

Team members: Dr Marcus Bishop, Anne Beresford, Katie Plank, Ann Davis

The Team



Organisational “Buy - In”

Aim:

- To ensure all COPD patients are managed using Best Practice Guidelines.
- To understand the current management of COPD by GP’s within the practice.
- To slow the progression of COPD by achieving optimal lung function and improved lifestyle
- To reduce morbidity in patients

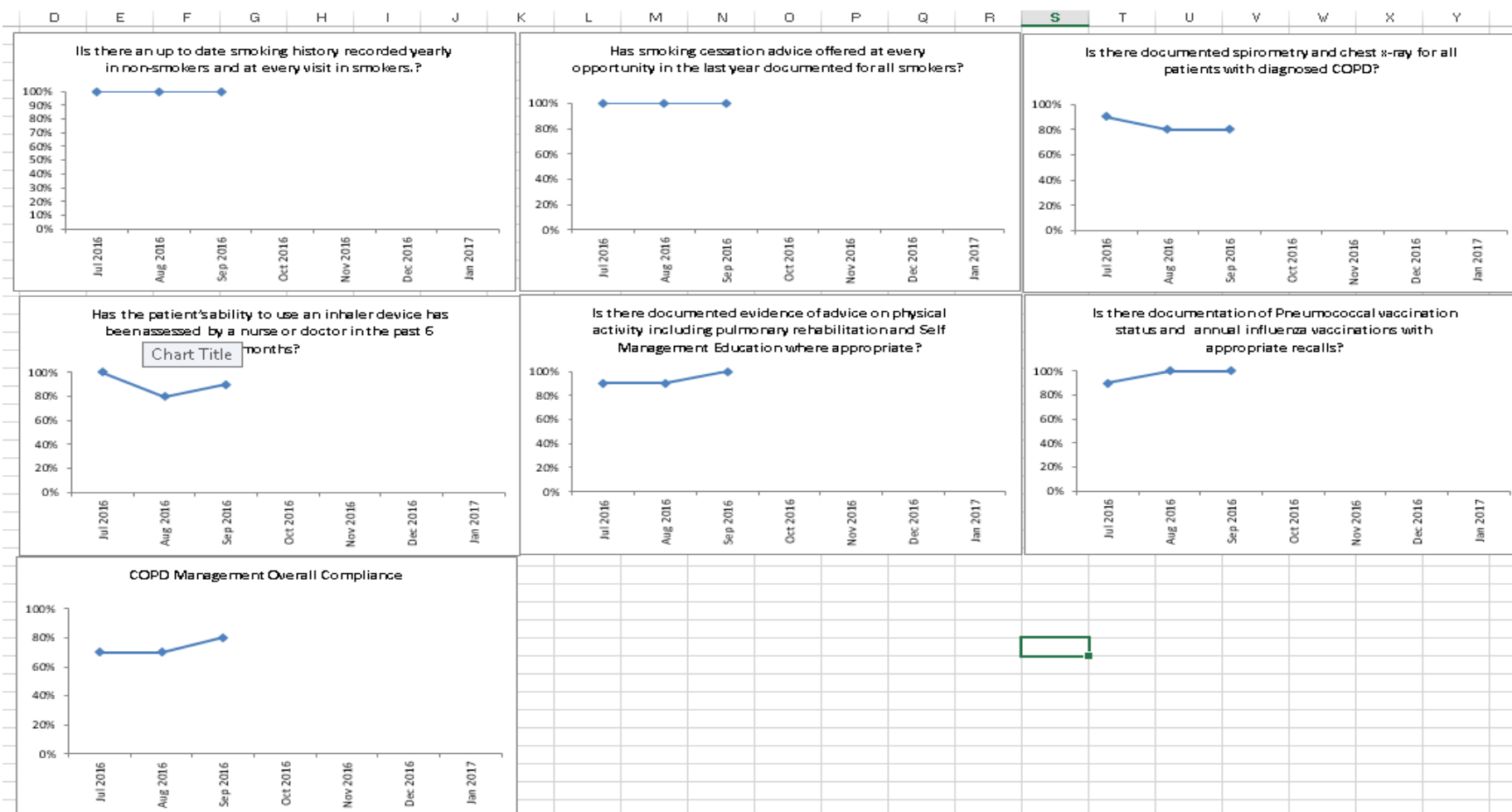
Buy-in

The project has been discussed at GP and Nurse meetings to ensure both teams are aware of the aim and goals. This has been supported by the Clinical Director and Board.

What Process have been introduced?

	Process	Outcome
1	Query developed from PMS on high needs patients (M,P,Q5) aged >45 who are ex-smokers or current smokers on no inhalers	225 patients identified <ul style="list-style-type: none"> • Sent 74 emails • 17 patients have responded
2	Monthly meeting by the team to discuss progress	To provide ideas on the types of queries needed to ensure we target all the eligible patients

Measures Summary Oct 2016



Patient Story

Patient Mr X European aged 58 ex-smoker

Mr X recently transferred to our practice

Saw our spirometry clinic sign outside.

Came and made an appointment

Mr X was seen by our Spirometry nurse.

He mentioned he had been trying to keep fit but found himself breathless

Results found his Lung function was reduced to 20%

Gender Male Height 180 cm
Ethnicity Caucasian Weight 74 kg BMI 22.8

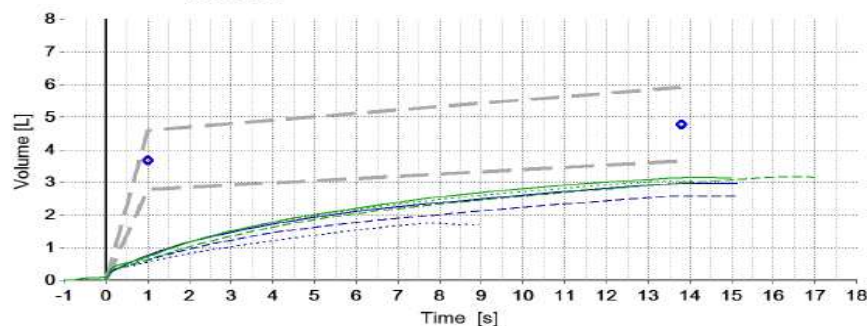
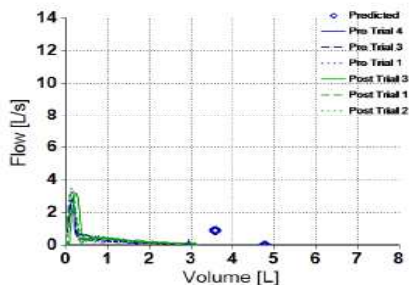
FVC (ex only)

Your FEV1 / Predicted: 20%

Test Date 3/10/2016 11:17:39 a.m. Interpretation GOLD(2008)/Hardie Value Selection Best Value
Post Time 3/10/2016 11:48:48 a.m. Predicted Quanjer 2012 BTPS (IN/EX) 1.12/1.02

Parameter	Pre							Post					%Pred	%Chg
	Pred	LLN	Best	Trial 4	Trial 3	Trial 1	%Pred	Best	Trial 3	Trial 1	Trial 2			
FVC [L]	4.77	3.64	2.97*	2.97*	2.57*	1.74*	62	3.16*	3.14*	3.16*	3.04*	66	7	
FEV1 [L]	3.68	2.77	0.75*	0.75*	0.61*	0.54*	20	0.72*	0.72*	0.62*	0.70*	20	-5	
FEV1/FVC	0.772	0.652	0.253*	0.253*	0.237*	0.311*	33	0.227*	0.228*	0.196*	0.229*	29	-10	
FEF25-75% [L/s]	3.03	1.48	0.25*	0.25*	0.20*	0.22*	8	0.27*	0.27*	0.23*	0.27*	9	9	
PEF [L/s]	-	-	3.34	2.78	2.86	3.34	-	3.57	3.24	3.24	3.57	-	7	
FET [s]	-	-	13.8	13.8	13.9	7.8	-	14.1	14.1	16.3	13.5	-	2	
Session Quality	Pre	D - Result not repeatable (FEV1 Var=0.14L (18.9%); FVC Var=0.40L (13.4%))												
	Post	A (FEV1 Var=0.02L (2.9%); FVC Var=0.02L (0.5%))												
System Interpretation	Pre	Very Severe Obstruction												
	Post	Very Severe Obstruction												

Caution: Poor session quality. Interpret with care
* Indicates value outside normal range or significant post change.



Health New Lynn

PHO and Facilitator: Procare, Nicki Brentnall, Vikas Sethi

Team members: Dr Marcus Bishop, Anne Beresford, Katie Plank, Ann Davis

The Team



Organisational “Buy - In”

Aim:

- To ensure all COPD patients are managed using Best Practice Guidelines.
- To understand the current management of COPD by GP’s within the practice.
- To slow the progression of COPD by achieving optimal lung function and improved lifestyle
- To reduce morbidity in patients

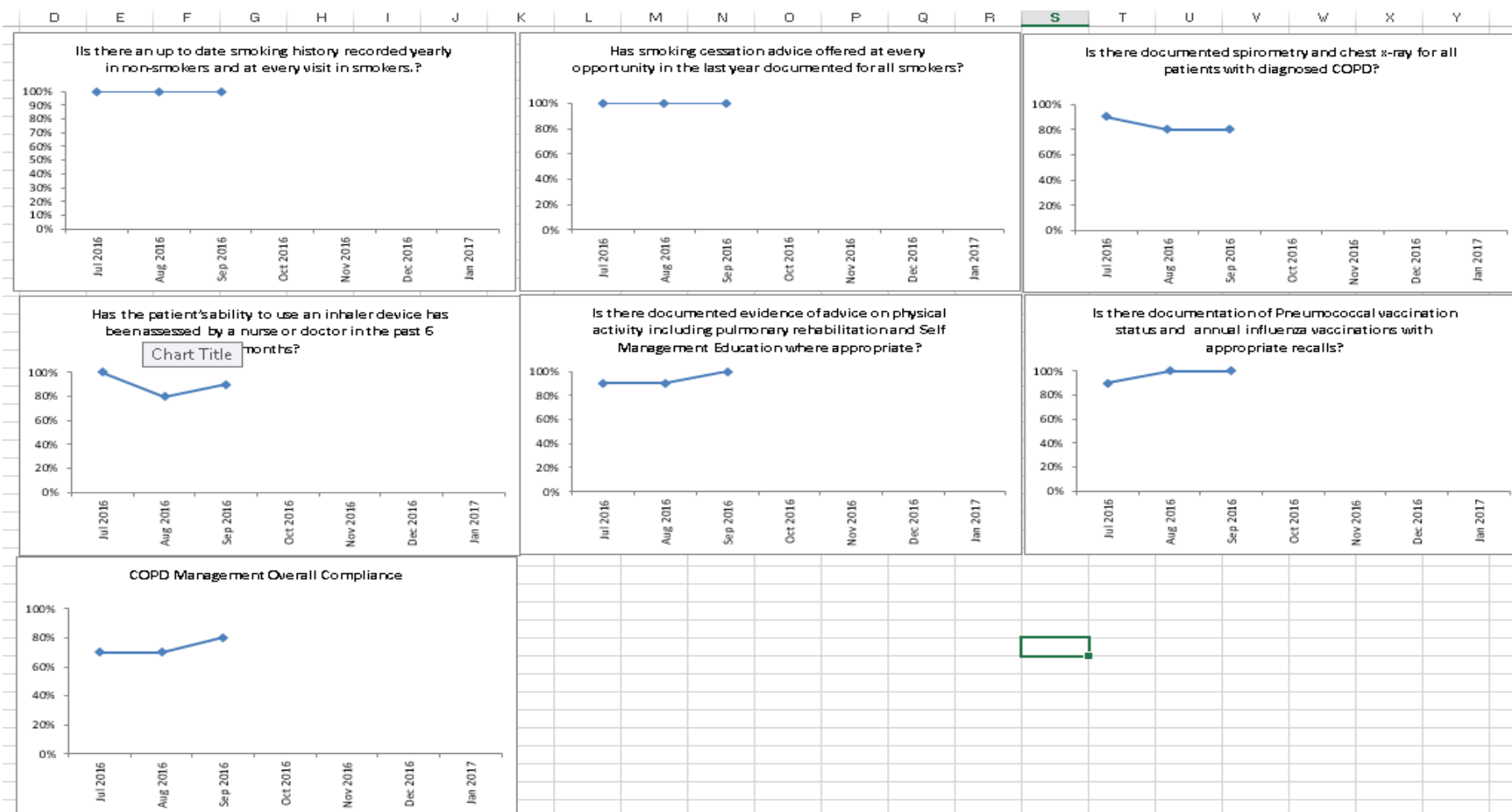
Buy-in

The project has been discussed at GP and Nurse meetings to ensure both teams are aware of the aim and goals. This has been supported by the Clinical Director and Board.

What Process have been introduced?

	Process	Outcome
1	Query developed from PMS on high needs patients (M,P,Q5) aged >45 who are ex-smokers or current smokers on no inhalers	225 patients identified <ul style="list-style-type: none"> • Sent 74 emails • 17 patients have responded
2	Monthly meeting by the team to discuss progress	To provide ideas on the types of queries needed to ensure we target all the eligible patients

Measures Summary Oct 2016



Patient Story

Patient Mr X European aged 58 ex-smoker

Mr X recently transferred to our practice

Saw our spirometry clinic sign outside.

Came and made an appointment

Mr X was seen by our Spirometry nurse.

He mentioned he had been trying to keep fit but found himself breathless

Results found his Lung function was reduced to 20%

Gender Male Height 180 cm
Ethnicity Caucasian Weight 74 kg BMI 22.8

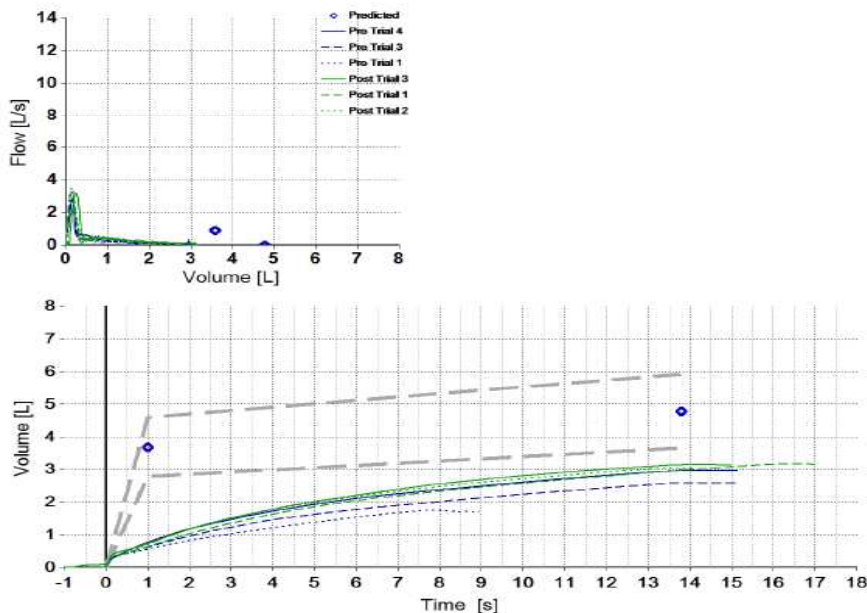
FVC (ex only)

Your FEV1 / Predicted: 20%

Test Date 3/10/2016 11:17:39 a.m. Interpretation GOLD(2008)/Hardie Value Selection Best Value
Post Time 3/10/2016 11:48:48 a.m. Predicted Quanjer 2012 BTPS (IN/EX) 1.12/1.02

Parameter	Pre							Post					%Pred	%Chg
	Pred	LLN	Best	Trial 4	Trial 3	Trial 1	%Pred	Best	Trial 3	Trial 1	Trial 2			
FVC [L]	4.77	3.64	2.97*	2.97*	2.57*	1.74*	62	3.16*	3.14*	3.16*	3.04*	66	7	
FEV1 [L]	3.68	2.77	0.75*	0.75*	0.61*	0.54*	20	0.72*	0.72*	0.62*	0.70*	20	-5	
FEV1/FVC	0.772	0.652	0.253*	0.253*	0.237*	0.311*	33	0.227*	0.228*	0.196*	0.229*	29	-10	
FEF25-75% [L/s]	3.03	1.48	0.25*	0.25*	0.20*	0.22*	8	0.27*	0.27*	0.23*	0.27*	9	9	
PEF [L/s]	-	-	3.34	2.78	2.86	3.34	-	3.57	3.24	3.24	3.57	-	7	
FET [s]	-	-	13.8	13.8	13.9	7.8	-	14.1	14.1	16.3	13.5	-	2	
Session Quality	Pre	D - Result not repeatable (FEV1 Var=0.14L (18.9%); FVC Var=0.40L (13.4%))												
	Post	A (FEV1 Var=0.02L (2.9%); FVC Var=0.02L (0.5%))												
System Interpretation	Pre	Very Severe Obstruction												
	Post	Very Severe Obstruction												

Caution: Poor session quality. Interpret with care
* Indicates value outside normal range or significant post change.



Health New Lynn

PHO and Facilitator: Procare, Nicki Brentnall, Vikas Sethi

Team members: Dr Marcus Bishop, Anne Beresford, Katie Plank, Ann Davis

The Team



Organisational “Buy - In”

Aim:

- To ensure all COPD patients are managed using Best Practice Guidelines.
- To understand the current management of COPD by GP’s within the practice.
- To slow the progression of COPD by achieving optimal lung function and improved lifestyle
- To reduce morbidity in patients

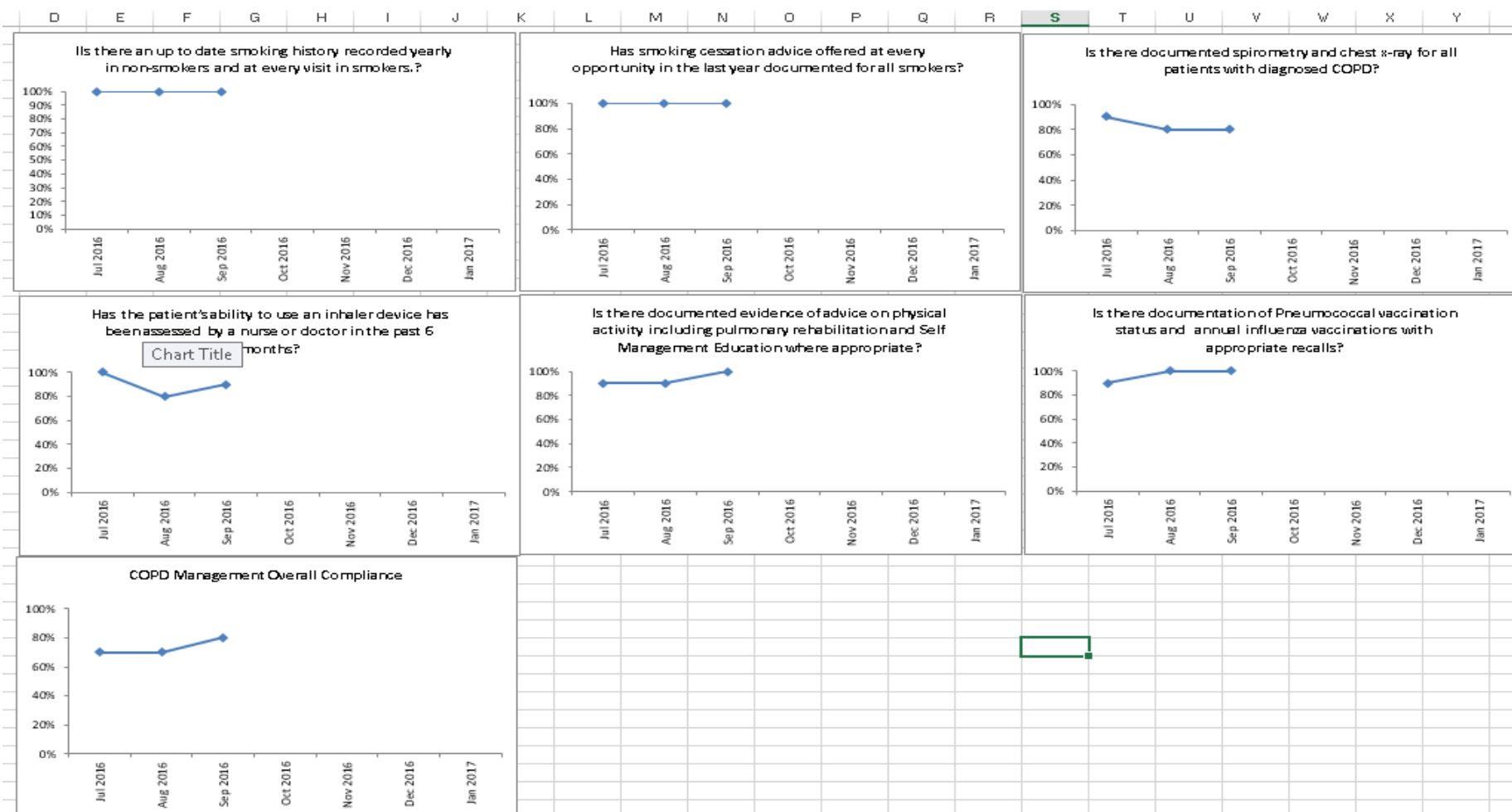
Buy-in

The project has been discussed at GP and Nurse meetings to ensure both teams are aware of the aim and goals. This has been supported by the Clinical Director and Board.

What Process have been introduced?

	Process	Outcome
1	Query developed from PMS on high needs patients (M,P,Q5) aged >45 who are ex-smokers or current smokers on no inhalers	225 patients identified <ul style="list-style-type: none"> • Sent 74 emails • 17 patients have responded
2	Monthly meeting by the team to discuss progress	To provide ideas on the types of queries needed to ensure we target all the eligible patients

Measures Summary Oct 2016



Patient Story

Patient Mr X European aged 58 ex-smoker

Mr X recently transferred to our practice

Saw our spirometry clinic sign outside.

Came and made an appointment

Mr X was seen by our Spirometry nurse.

He mentioned he had been trying to keep fit but found himself breathless

Results found his Lung function was reduced to 20%

Gender Male Height 180 cm
Ethnicity Caucasian Weight 74 kg BMI 22.8

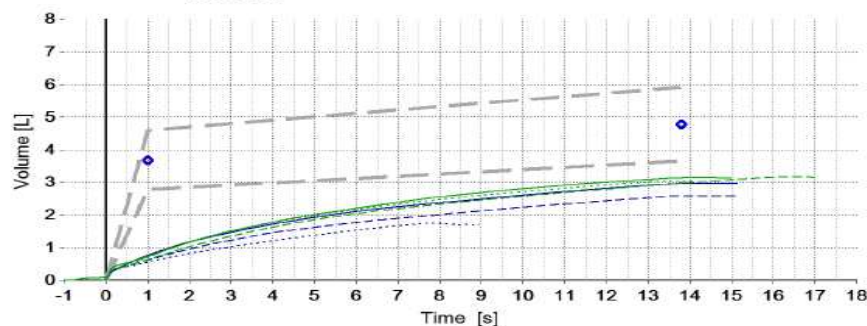
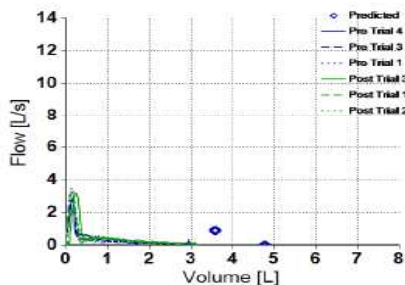
FVC (ex only)

Your FEV1 / Predicted: 20%

Test Date 3/10/2016 11:17:39 a.m. Interpretation GOLD(2008)/Hardie Value Selection Best Value
Post Time 3/10/2016 11:48:48 a.m. Predicted Quanjer 2012 BTPS (IN/EX) 1.12/1.02

Parameter	Pre							Post					%Pred	%Chg
	Pred	LLN	Best	Trial 4	Trial 3	Trial 1	%Pred	Best	Trial 3	Trial 1	Trial 2			
FVC [L]	4.77	3.64	2.97*	2.97*	2.57*	1.74*	62	3.16*	3.14*	3.16*	3.04*	66	7	
FEV1 [L]	3.68	2.77	0.75*	0.75*	0.61*	0.54*	20	0.72*	0.72*	0.62*	0.70*	20	-5	
FEV1/FVC	0.772	0.652	0.253*	0.253*	0.237*	0.311*	33	0.227*	0.228*	0.196*	0.229*	29	-10	
FEF25-75% [L/s]	3.03	1.48	0.25*	0.25*	0.20*	0.22*	8	0.27*	0.27*	0.23*	0.27*	9	9	
PEF [L/s]	-	-	3.34	2.78	2.86	3.34	-	3.57	3.24	3.24	3.57	-	7	
FET [s]	-	-	13.8	13.8	13.9	7.8	-	14.1	14.1	16.3	13.5	-	2	
Session Quality	Pre	D - Result not repeatable (FEV1 Var=0.14L (18.9%); FVC Var=0.40L (13.4%))												
	Post	A (FEV1 Var=0.02L (2.9%); FVC Var=0.02L (0.5%))												
System Interpretation	Pre	Very Severe Obstruction												
	Post	Very Severe Obstruction												

Caution: Poor session quality. Interpret with care
* Indicates value outside normal range or significant post change.



Health New Lynn

PHO and Facilitator: Procure, Nicki Brentnall, Vikas Sethi

Team members: Dr Marcus Bishop, Anne Beresford, Katie Plank, Ann Davis

The Team



Organisational “Buy - In”

Aim:

- To ensure all COPD patients are managed using Best Practice Guidelines.
- To understand the current management of COPD by GP’s within the practice.
- To slow the progression of COPD by achieving optimal lung function and improved lifestyle
- To reduce morbidity in patients

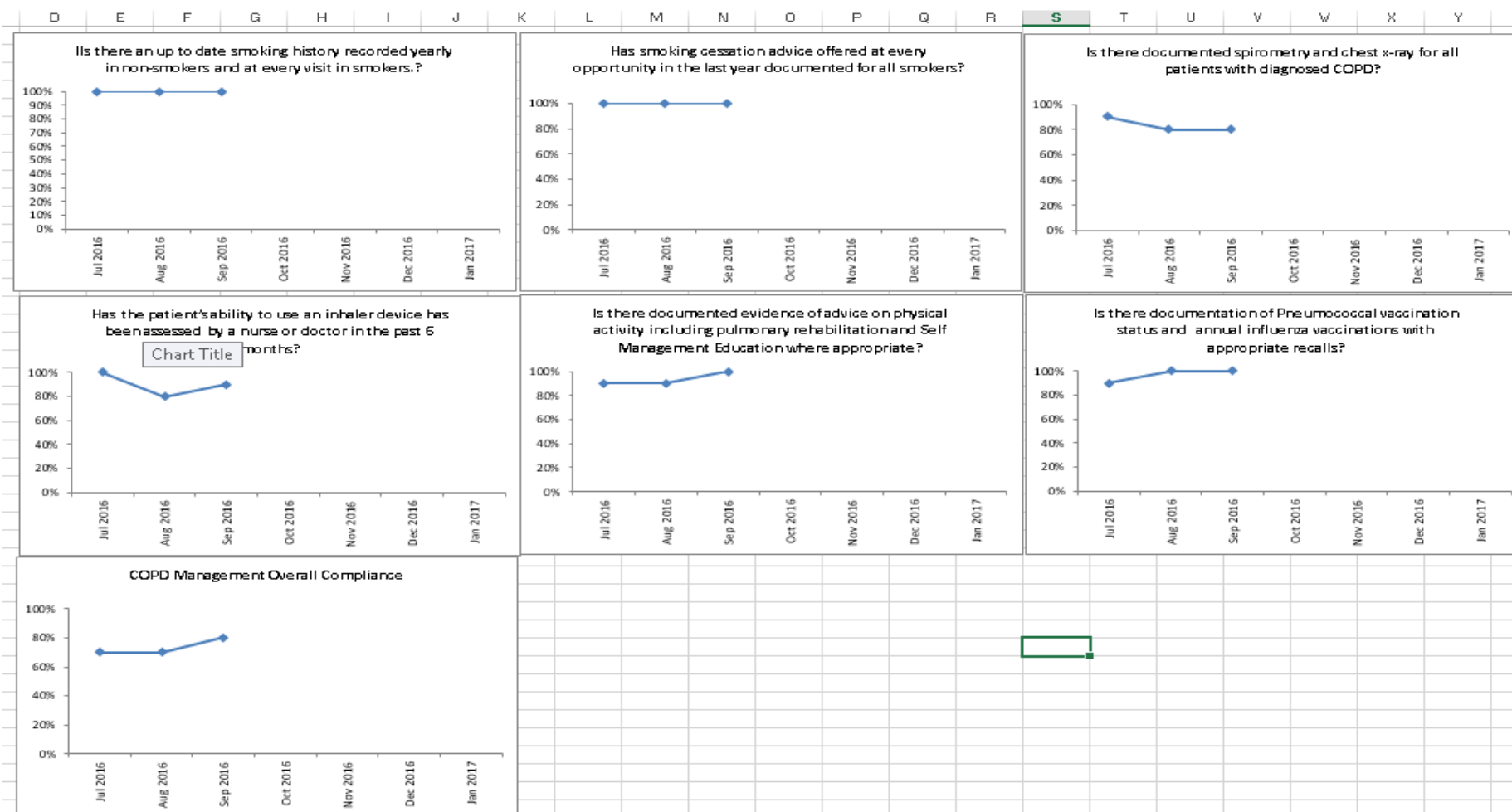
Buy-in

The project has been discussed at GP and Nurse meetings to ensure both teams are aware of the aim and goals. This has been supported by the Clinical Director and Board.

What Process have been introduced?

	Process	Outcome
1	Query developed from PMS on high needs patients (M,P,Q5) aged >45 who are ex-smokers or current smokers on no inhalers	225 patients identified <ul style="list-style-type: none"> • Sent 74 emails • 17 patients have responded
2	Monthly meeting by the team to discuss progress	To provide ideas on the types of queries needed to ensure we target all the eligible patients

Measures Summary Oct 2016



Patient Story

Patient Mr X European aged 58 ex-smoker

Mr X recently transferred to our practice

Saw our spirometry clinic sign outside.

Came and made an appointment

Mr X was seen by our Spirometry nurse.

He mentioned he had been trying to keep fit but found himself breathless

Results found his Lung function was reduced to 20%

Gender Male Height 180 cm
Ethnicity Caucasian Weight 74 kg BMI 22.8

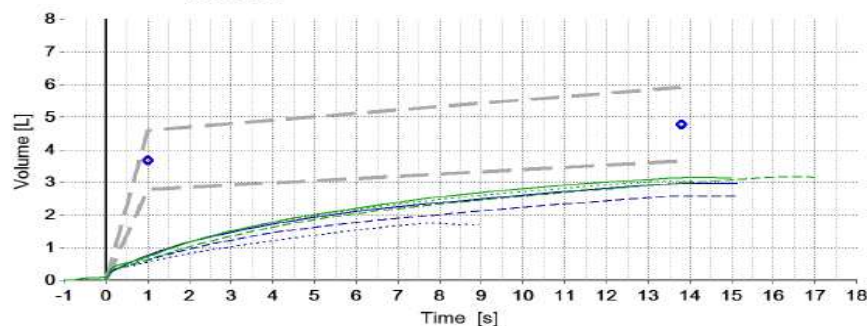
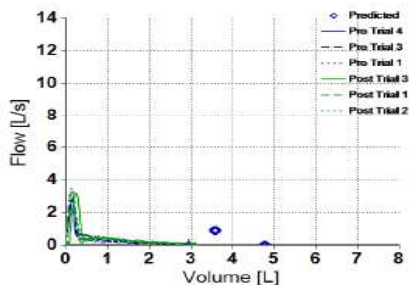
FVC (ex only)

Your FEV1 / Predicted: 20%

Test Date 3/10/2016 11:17:39 a.m. Interpretation GOLD(2008)/Hardie Value Selection Best Value
Post Time 3/10/2016 11:48:48 a.m. Predicted Quanjer 2012 BTPS (IN/EX) 1.12/1.02

Parameter	Pre							Post					%Pred	%Chg
	Pred	LLN	Best	Trial 4	Trial 3	Trial 1	%Pred	Best	Trial 3	Trial 1	Trial 2			
FVC [L]	4.77	3.64	2.97*	2.97*	2.57*	1.74*	62	3.16*	3.14*	3.16*	3.04*	66	7	
FEV1 [L]	3.68	2.77	0.75*	0.75*	0.61*	0.54*	20	0.72*	0.72*	0.62*	0.70*	20	-5	
FEV1/FVC	0.772	0.652	0.253*	0.253*	0.237*	0.311*	33	0.227*	0.228*	0.196*	0.229*	29	-10	
FEF25-75% [L/s]	3.03	1.48	0.25*	0.25*	0.20*	0.22*	8	0.27*	0.27*	0.23*	0.27*	9	9	
PEF [L/s]	-	-	3.34	2.78	2.86	3.34	-	3.57	3.24	3.24	3.57	-	7	
FET [s]	-	-	13.8	13.8	13.9	7.8	-	14.1	14.1	16.3	13.5	-	2	
Session Quality	Pre	D - Result not repeatable (FEV1 Var=0.14L (18.9%); FVC Var=0.40L (13.4%))												
	Post	A (FEV1 Var=0.02L (2.9%); FVC Var=0.02L (0.5%))												
System Interpretation	Pre	Very Severe Obstruction												
	Post	Very Severe Obstruction												

Caution: Poor session quality. Interpret with care
* Indicates value outside normal range or significant post change.



Health New Lynn

PHO and Facilitator: Procure, Nicki Brentnall, Vikas Sethi

Team members: Dr Marcus Bishop, Anne Beresford, Katie Plank, Ann Davis

The Team



Organisational “Buy - In”

Aim:

- To ensure all COPD patients are managed using Best Practice Guidelines.
- To understand the current management of COPD by GP’s within the practice.
- To slow the progression of COPD by achieving optimal lung function and improved lifestyle
- To reduce morbidity in patients

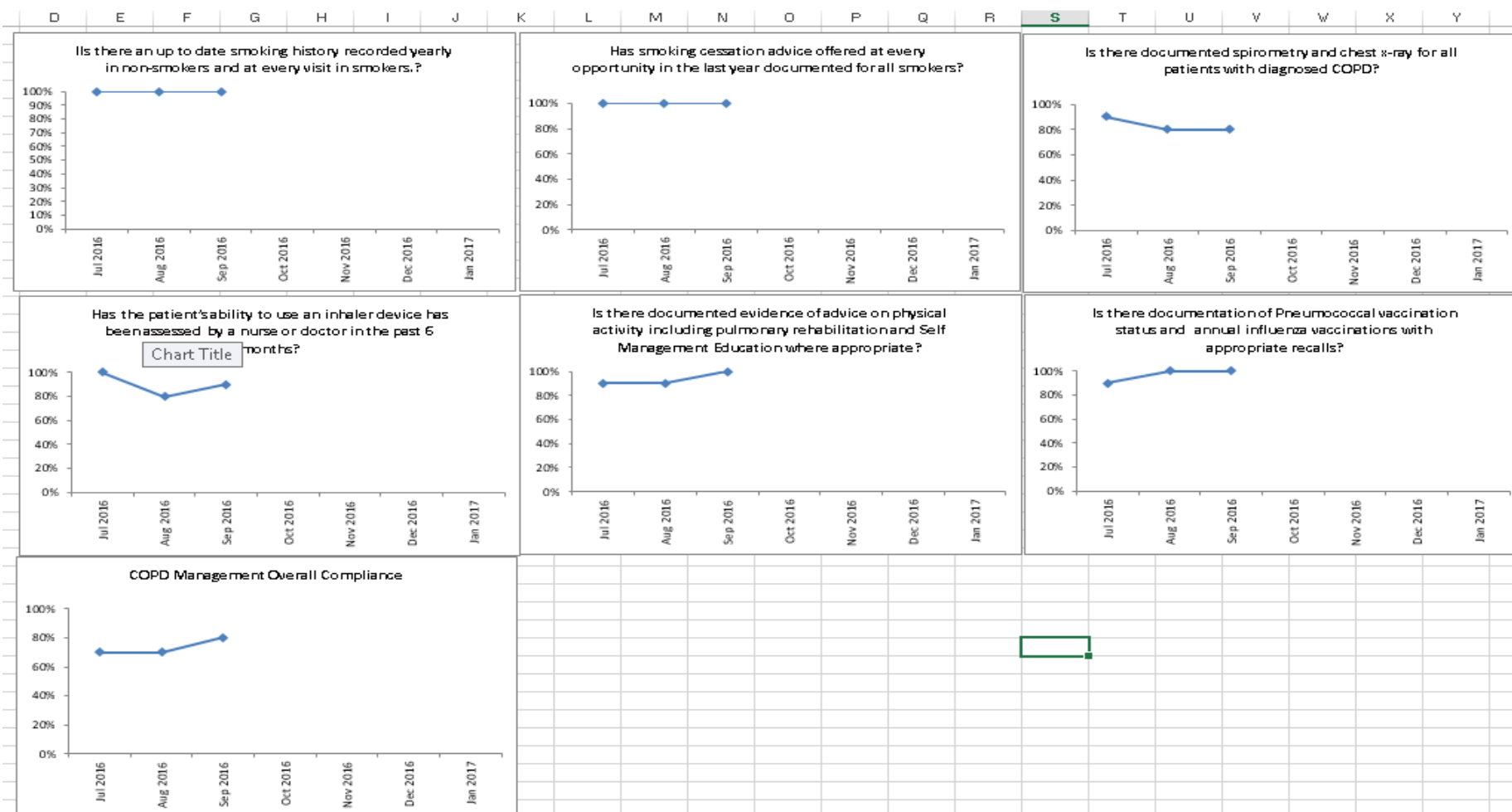
Buy-in

The project has been discussed at GP and Nurse meetings to ensure both teams are aware of the aim and goals. This has been supported by the Clinical Director and Board.

What Process have been introduced?

	Process	Outcome
1	Query developed from PMS on high needs patients (M,P,Q5) aged >45 who are ex-smokers or current smokers on no inhalers	225 patients identified <ul style="list-style-type: none"> • Sent 74 emails • 17 patients have responded
2	Monthly meeting by the team to discuss progress	To provide ideas on the types of queries needed to ensure we target all the eligible patients

Measures Summary Oct 2016



Patient Story

Patient Mr X European aged 58 ex-smoker

Mr X recently transferred to our practice

Saw our spirometry clinic sign outside.

Came and made an appointment

Mr X was seen by our Spirometry nurse.

He mentioned he had been trying to keep fit but found himself breathless

Results found his Lung function was reduced to 20%

Gender Male Height 180 cm
Ethnicity Caucasian Weight 74 kg BMI 22.8

FVC (ex only)

Your FEV1 / Predicted: 20%

Test Date 3/10/2016 11:17:39 a.m. Interpretation GOLD(2008)/Hardie Value Selection Best Value
Post Time 3/10/2016 11:48:48 a.m. Predicted Quanjer 2012 BTPS (IN/EX) 1.12/1.02

Parameter	Pre							Post					%Pred	%Chg
	Pred	LLN	Best	Trial 4	Trial 3	Trial 1	%Pred	Best	Trial 3	Trial 1	Trial 2			
FVC [L]	4.77	3.64	2.97*	2.97*	2.57*	1.74*	62	3.16*	3.14*	3.16*	3.04*	66	7	
FEV1 [L]	3.68	2.77	0.75*	0.75*	0.61*	0.54*	20	0.72*	0.72*	0.62*	0.70*	20	-5	
FEV1/FVC	0.772	0.652	0.253*	0.253*	0.237*	0.311*	33	0.227*	0.228*	0.196*	0.229*	29	-10	
FEF25-75% [L/s]	3.03	1.48	0.25*	0.25*	0.20*	0.22*	8	0.27*	0.27*	0.23*	0.27*	9	9	
PEF [L/s]	-	-	3.34	2.78	2.86	3.34	-	3.57	3.24	3.24	3.57	-	7	
FET [s]	-	-	13.8	13.8	13.9	7.8	-	14.1	14.1	16.3	13.5	-	2	
Session Quality	Pre	D - Result not repeatable (FEV1 Var=0.14L (18.9%); FVC Var=0.40L (13.4%))												
	Post	A (FEV1 Var=0.02L (2.9%); FVC Var=0.02L (0.5%))												
System Interpretation	Pre	Very Severe Obstruction												
	Post	Very Severe Obstruction												

Caution: Poor session quality. Interpret with care
* Indicates value outside normal range or significant post change.

